



## Non-Stock Lead Times

2 Weeks

## Non-Stock Expedited Orders

Expediting is subject to availability at a 10% up-charge.

## Warranty

10-year warranty against product material and manufacturing defects. See website for complete warranty details.

## Cancellations and Returns

Cancellations and Returns are allowed on **Stock** items only at a 25% restocking fee.

Items must be in new condition and original packaging.

No cancellations or returns on non-stock products.

## Information

For more product and warranty information visit [wmsdist.com](http://wmsdist.com) and click on the product link.


## Features & Benefits



- Products have been developed specifically for those with special needs.
- Variety of products to fit most remodel and new building applications.
- Durable, easy to install accessories to increase the safety of the home.




## Stock List

**Williams**  
Distributing  
[www.wmsdist.com](http://www.wmsdist.com)

PICK A PAN	TrueDek (wet floor former)	MODEL	LIST
	TrueDek - 47 1/4" x 47 1/4"	TB4747S      thickness 7/8"	\$775.00
	TrueDek- 59" x 47 1/4"	TB5947S	\$825.00
	TrueDek- 59" x 32-1/4"	TB5932S	\$775.00
	TrueDek - 59" x 36" tub replacement	TB5936TRS      (end drain)	\$775.00
	TrueDek- 70 7/8" x 32 1/4"	TB7132S	\$825.00
	12" Extension	TB4812PXT	\$95.00

PICK A KIT	Tank/10 Waterproofing	MODEL	LIST
	<b>PRO Waterproofing Kit</b> (does not include drain*). Kit includes: 22lb pail, joint tape, 2 internal corners, one inlet gasket. Just enough waterproofing material to cover the foundation only. For use when another method of waterproofing is going to be used on the walls.	WP1090PRO	\$290.00
	<b>PREMIUM Waterproofing Kit</b> (does not include drain*): Kit Includes: 22lb pail, joint tape, 4 internal corners, inlet gasket, 3 tubes adhesive, 1 tube acrylic caulk, 2" long screws, paint roller and 2 covers, 2 pairs gloves, paint brush, stir stick, scissors.	WP1000PRE	\$525.00

**\*MUST ORDER DRAIN SEPARATELY**

PICK A DRAIN	Drain Assemblies	MODEL	LIST
	For TrueDek foundations, constructed of ABS plastic and stainless steel, includes drain gasket, equipped with a 2" PVC solvent weld shower drain line connector, 4mm thick stainless steel grate, tile grate height adjusts from 5/16" to 1"		
	Brushed Stainless	CD1210BS	\$175.00
	Oil Rubbed Bronze	CD1230ORB	\$285.00
	Chrome	CD1290CH	\$230.00



## Stock List

**Williams**  
Distributing  
[www.wmsdist.com](http://www.wmsdist.com)

### A LA CARTE

### DESCRIPTION

### MODEL

### LIST



Drum of MapeGum 22#

WP2002TNK

\$210.00

Drum of MapeGum 11#

WP2001TNK

\$140.00



Mape Band Internal Corner (1)

WP3101INT

\$12.00

Mape Band External Corner (1)


WP3201EXT

\$12.00

Mape Band Tape

WP3450JRT

\$120.00



Mape Band Inlet Gasket

WP3301SUP

\$14.00

