



studio
full
access®
CABINET SERIES

Studio Full Access is an American-made, new frameless offering featuring fresh, contemporary looks at an affordable price.

SEPTEMBER 2021



Uptown Shown in Winterbark


Laminate Door Styles



ASH



GRAPHITE



WINTERBARK



MOONLIGHT



BROWNSTONE

MADISON

5/8" thick thermally fused laminate slab door. Both Ash & Graphite are trend on, gray-based colors with striking, textured wood grain patterns. Doors are edgebanded with excellent scratch and wear resistance.

UPTOWN

5/8" thick thermally fused laminate slab door. Winterbark, Moonlight, and Brownstone are textured, on-trend colors. Doors are edgebanded with excellent scratch and wear resistance.




Thermofoil Door Styles



EXOTIC WHITE



FASHION GREY



EXOTIC WHITE

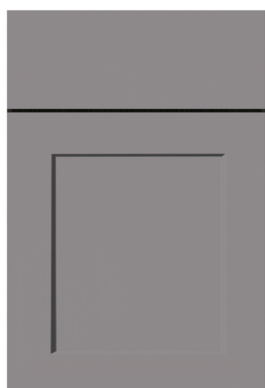
GALLERY

3/4" thick thermofoil shaker door in Exotic White and Fashion Grey. Easy to clean doors without the joint line challenges with painted doors.

AVALON

3/4" thick thermofoil slab door in Exotic White. Easy to clean surface and durable performance.

Painted Door Style



SLATE

GEORGETOWN

3/4" thick painted MDF shaker door in Slate. One piece construction eliminates joint lines and center panel movement.



Gallery Shown in Exotic White

NINE DOOR STYLES

UNIQUE DESIGN AND STORAGE FEATURES

Vertical Lift-up Wall Cabinets • Vetro Aluminum Doors • Matching Interior Open Wall Cabinets • Tall Wardrobe with Drawer Cabinets • Floating Vanity Assortment

STUDIO FULL ACCESS Construction

DURABILITY WITH A MODERN FLAIR

Studio Full Access is proudly built in the US with quality materials. The frameless construction allows for greater access and easy cleaning. Studio Full Access features the following standard construction elements designed to hold up to life's everyday events:

- Durable 5/8" thick construction on the top, bottom and sides.
- 3/4" thick, adjustable white laminate shelves that help prevent sagging.
- Wood Dovetail Drawer: 5/8" Thick, beech hardwood with full extension, undermount soft-close drawer guides. Solid wood strength with full access to the drawer's contents.
- Soft Close Hinges: Integrated and concealed in the hinge arm, this gives your cabinets that "gentle touch" and prevents slamming doors.



WOOD DOVETAIL DRAWERS



Kitchen Cabinet Manufacturers Association
Environmental Stewardship Program
All Products Impact the Environment
For ESP Program Criteria, Visit koma.org