



















Squire Elegant White, Lexington Slate, and Squire Silvergrass are available for QuickShip from our in-stock inventory. **Soft close doors and drawers on all in-stock QuickShip door styles!**




KITCHEN-AT-A-TIME FINISH OPTIONS
















MAPLE STAINS

		
AMERICANNO	CARMEI	COFFEE
		
CHESTNUT	FAWN	GINGER
		
GRAPHITE	HONEY	NATURAL
		
PECAN	ROOT BEER	SAND
		
SILVERGRASS	SLATE	
		
UMBER		








MAPLE PAINTED & FIBER BOARD PAINTED

		
BUTTERCREAM	ELEGANT WHITE	HARBOR GRAY
		
IRON	LAWRENCE BLUE	NAUTICAL BLUE
		
PIANO BLACK	PORTLAND GREEN	SAGE GREEN
		
SAHARA	STONE	WILLOW






FIBER BOARD THERMOFOIL

		
ELEGANT WHITE	HARBOR GRAY	MATTE BLACK
		
STONE		








FIBER BOARD TEXTURED THERMOFOIL

	
COFFEE	ELEGANT WHITE
	
SLATE	












FIBER BOARD THERMOFUSED

SMOOTH LAMINATE		TEXTURED LAMINATE		
				
ELEGANT WHITE		BUTTERCREAM	GRAPHITE	SILVERGRASS












OAK STAINS

								
COFFEE	FAWN	GRAPHITE	NATURAL	PECAN	SAND	SILVERGRASS	SLATE	SPICE

KITCHEN-AT-A-TIME DOOR OPTIONS

OAK DOOR STYLES

						
CLIFTON OAK Shown in Pecan Full Overlay	CORDELE OAK Shown in Graphite Standard Overlay	DOVER OAK Shown in Slate Standard Overlay	EDGEWOOD OAK Shown in Pecan Standard Overlay	HUDSON OAK Shown in Spice Standard Overlay	NANTUCKET OAK Shown in Spice Modified Full Overlay	NEWARK OAK Shown in Silvergrass Standard Overlay
						
NORWOOD OAK Shown in Natural Full Overlay	OXFORD OAK Shown in Spice Standard Overlay					

*Elegant White is the same exterior finish as the discontinued Polar White, but with an Elegant Maple interior.

DISCLAIMER: Printed colors are for representation only. Order samples for accurate color matching. Check with a Williams Sales Rep for current lead times.

KITCHEN-AT-A-TIME DOOR OPTIONS

MAPLE DOOR STYLES



BOYDTON
MAPLE
Shown in Fawn
Full Overlay



BELMONT
MAPLE
Shown in Rootbeer
Full Overlay



BERKSHIRE
MAPLE
Shown in Elegant White
Full Overlay



BRIGHTON
MAPLE
Shown in Slate
Standard Overlay



CAROLINA
MAPLE
Shown in Chestnut
Standard Overlay



CHATEAU
MAPLE
Shown in Ginger
Standard Overlay



FREEPORT
MAPLE
Shown in Ginger
Modified Full Overlay



LANSING
MAPLE
Shown in Buttercream
Full Overlay



LEXINGTON
MAPLE
Shown in Harbor Gray
Standard Overlay



LOUISVILLE
MAPLE
Shown in Fawn
Full Overlay



MASON
MAPLE
Shown in Pecan
Full Overlay



PACIFIC
MAPLE
Shown in Root Beer
Standard Overlay



PORTAGE
MAPLE
Shown in Stone
Standard Overlay



PRESCOTT
MAPLE
Shown in Carmel
Standard Overlay



ROCKPORT
MAPLE
Shown in Coffee
Standard Overlay



SEDALIA
MAPLE
Shown in Umber
Standard Overlay



SHEFFIELD
MAPLE
Shown in Ginger
Standard Overlay



SQUIRE
MAPLE
Shown in Ginger
Standard Overlay



SUMMIT
MAPLE
Shown in Elegant White
Full Overlay



SWEDONA
MAPLE
Shown in Umber
Full Overlay



WILMONT
MAPLE
Shown in Graphite
Full Overlay

FIBER BOARD DOOR STYLES



CHELSEA
PAINTED
Shown in Elegant White
Full Overlay



TAHOE
PAINTED
Shown in Nautical Blue
Full Overlay



CASCADE
THERMOFUSED
Shown in Graphite
Textured Laminate
Full Overlay



CASCADE
THERMOFUSED
Shown in Silvergrass
Textured Laminate
Full Overlay



DENVER
THERMOFOIL
Shown in Matte Black
Full Overlay



VALDEZ
THERMOFOIL
Shown in Harbor Gray
Full Overlay



NORTHPORT
THERMOFOIL &
TEXTURED THERMOFOIL
Shown in Slate
Full Overlay

SMART CABINETRY STANDARD CONSTRUCTION

DURABILITY WITH A MODERN FLAIR

Smart Cabinetry is proudly built in the US with quality materials. Smart features the following standard construction elements designed to hold up to life's everyday events:

- 1/2" "Furniture" board construction provides greater dimensional stability
- 5/8" Solid wood dovetail drawers
- Laminate interior and exterior sides make for easy cleaning



6-way Adjustable Hinges are heavy duty, self closing, and concealed within the cabinet door and frame.



5/8" Solid Wood Dovetail Drawers feature four sided construction and captive 1/4" matching laminate bottom.


UPGRADED CONSTRUCTION FEATURES

Additionally, Smart Cabinetry offers optional upgrades to further enhance your new kitchen. Below are just a couple of the great options available to further improve your kitchen and bath:



Undermount Soft Close Drawer Slides:

Fully concealed slides with full extension provides more access to the drawer contents. The soft close feature allows the drawers to close smoothly and quietly and prevents quick and hard closures, keeping the drawer contents safe and in place.



Soft Close Hinges:

Integrated and concealed in the hinge arm, this gives your cabinets that "gentle touch" and prevents slamming doors.

NO ADDITIONAL CHARGE!

These upgraded features now come standard on our QuickShip stock door styles, including Squire Silvergrass, Squire Elegant White and Lexington Slate.